



Smart Architecture of Espadana


Designing, Production, Customization and Consultant Service
in Network and Fiber Optic System



Technical Specification

SAE-IPE2200F-SSFP

2 PoE 10/100/1000Mbps ports and 1 gigabit fiber LC slot port





Product Description

- Industrial design, 2 x 10/100/1000Mbps Ethernet RJ45 ports with Auto Uplink™ and 1 gigabit LC fiber optical slots
- Single PoE Port Power Output Max 30 watts (IEEE 802.3af) per port
- Total power output: 60W
- Support IEEE802.3x flow control for Full duplex Mode and back pressure for Half duplex Mode
- RJ45 port supports Auto MDI/MDIX
- Automatic MAC address learning and aging
- Auto-Negotiation for Full-duplex Mode and Half-duplex Mode
- Provide DIN35 rail type installation method
- LED indicators for monitoring power/link/activity, easy to use
- Electromagnetic compatibility of up to 4 grade standard
- IP40 protection class
- Superior performance, successfully used in industrial field
- Support both standard end-span, mid-span optional
- 2 PoE ports support both IEEE802.3af and IEEE802.3at standard

Full Description

This SAE-IPE2200F-SSFP Industrial Gigabit smart PoE switch prepares a field that power and data can be fed from a single point, using Power over Ethernet (PoE) over a single cable. Two Gigabit Ethernet ports, all ports can supply industry-standard IEEE 802.3af/IEEE 802.3at power for every PoE standard devices. It provides the ideal combination of affordability and capabilities for entry level networking of industrial, enterprise application which demands industrial, surveillance, IP Phone, IP Camera or Wireless applications, thus helps you create a more efficient workforce.

Regards to using advanced auto-sensing algorithm the SAE-IPE2200F-SSFP gives power only to IEEE802.3af/IEEE 802.3at front-end devices, so don't worry about connecting PoE or non-PoE devices to this feeder. Additionally, this good gives up the power when PoE devices are disconnected. Intelligently, this PoE SAE-IPE2200F-SSFP can recognized automatically PoE demands of devices, speed, duplex, and cable type using Auto Uplink™.

SAE-IPE2200F-SSFP is made with high quality of rigorous screened components, which have superior performance in stability, environmental adaptability. It can work normally in very cold environment to very hot from -40°C to +75°C. The product is planned in a way to have better resistance against corrosion and electromagnetic interference. Power input also made a suitable and reliable types of power, to get more powerful suitability to environment.



Applications

- IP cameras monitoring systems and transmitting systems
- Access points wireless systems and transmission data
- Digital Radio in transmission systems
- Management and support Intelligent transportation supervisory (ITS)
- Monitoring TV medical and management
- Long-distance Multi-media Schooling, Campus monitoring

Technical specification

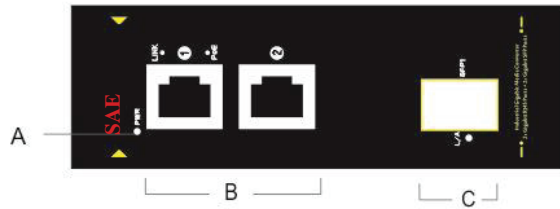
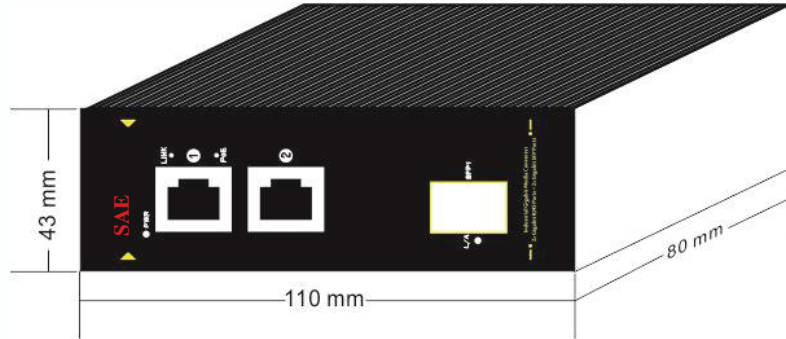
| | |
|---|--|
| Product name | SAE-IPE2200F-SSFP |
| Interface | |
| Ports | 2×10/100/1000Base-T ports 1×gigabit LC fiber slots port |
| PoE Specification | |
| <ul style="list-style-type: none"> ➤ PoE Standard/ Supports both IEEE802.3af and IEEE802.3at ➤ Single PoE Port Power Output/ Max 15.4 watts (IEEE 802.3af), Max 30 watts (IEEE 802.3at) ➤ 2 PoE ports/ auto detect AF/AT devices ➤ PoE Port Output Voltage/ DC48-57V ➤ Power Pin Assignment/ 2+;3/6- | |
| Switch Processing Scheme | |
| Store-and-Forward | |
| Optical Interface | |
| SFP slot | |
| Optical Transmission Distance | |
| 550m-20km, or more, depends on optical module you used | |
| MTBF | |
| 300,000 Hours | |
| Standards Compliance | |



| |
|--|
| IEEE802.3: CSMA/CD; IEEE802.3i: 10Base-T; IEEE802.3u: 100Base-T; IEEE802.3ab: 1000Base-T; IEEE802.3z: 1000Base-LX |
| LED Indicators |
| Power/ PWR/ Link PoE/ L/A |
| Power |
| Adapter note/ Removable industrial 3-pin terminal block (Power adapter is not included in the package, need to order it separately) |
| Dimension |
| 110x80x43mm |
| Environmental Aspects |
| Working Temperature -40°C ~ 75°C; Storage Temperature -40°C ~ 75°C; Working Humidity 5% ~ 95% (non-condensing) Storage Humidity 5% ~ 95% (non-condensing) |
| Radiation |
| CE mark, commercial FCC Part 15 Class B VCCI Class B EN 55022 (CISPR 22), Class B |
| Safety |
| CE Mark, commercial CE/LVD EN60950 |



Product Size Display



A. System Working Indicator B. RJ45 Port C. Uplink 100M SFP Slot

Product Application Display

